



Combo Bottle Cap, Clip & Screw


Biolytic Lab Performance, Inc. has designed a versatile bottle cap that allows the use of several different bottles.

In addition Biolytic Lab Performance, Inc. offers this cap with a manual valve mounted on the top. Incorporating this manual valve into the bottle cap allows one to select one of 4 sources to send to a delivery point and minimizes the wasted volume which usually comes from long tubing runs.


The traditional clip caps that are used on most ABI Oligo Synthesizers that take the 13 mm septum cap bottles use an O-Ring to seal on the inside of the bottle neck. These bottles also have a seam just below the top on the inside of the neck which can interfere with sealing. Our design uses an O-Ring but it is placed further down inside the bottle neck so it is not sealing on the seam. We also have a top seal that seals the top of the bottle. Therefore there are 2 seals to make sure that all bottles will seal.

The cap allows for connection of 2 tubes via 1/4-28 fitting connections and up to 6 pull thru tube connections.

This document shows the different bottles that can be used with this cap as well as the cap itself and the cap with a manual valve mounted on top.



Part Number: 102-102166



Part Number: 102-102166



Combo Cap shown with Septum top Bottle attached to the cap. The cap allows for connection of 2 tubes via ¼-28 fitting connections and up to 6 pull thru tube connections.





Combo cap shown with a 20 mm screw top bottle installed.





Combo cap shown with a 24 mm screw cap bottle installed. The cap allows for connection of 2 tubes via 1/4-28 fitting connections and up to 6 pull thru tube connections.






Combo Cap shown with all the different bottles that can be attached to the cap. The cap allows for connection of 2 tubes via 1/4-28 fitting connections and up to 6 pull thru tube connections.



Combo Cap shown with the Manual Valve Attached.





BIOLYTIC

LAB PERFORMANCE, INC.

Combo Cap shown with a manual valve attached to the cap and shown with all the bottles that can be attached to the combo cap.

